



Case Study | Distinct

NFT minting | Marketplace | Gamification platform

About the application	3
Landing page	4
Super Admin / Admin - Dashboard	5
List of all users (Super Admin only)	5
Detail page of users (Super Admin only)	5
Defender (Super Admin only)	6
Payment History (Super Admin & Admin)	6
Digital Collectibles (Super Admin only)	7
Offers and Discount (Super Admin only)	7
CMS (Super Admin & Admin)	8
Email Template (Super Admin & Admin)	10
Guest Account (Super Admin only)	10
Gamification (Super Admin only)	11
Organisation	11
Players and Participants	12
User / Creator	13
My Collection	13
My Profile	14
Game Participants	14
Result	16

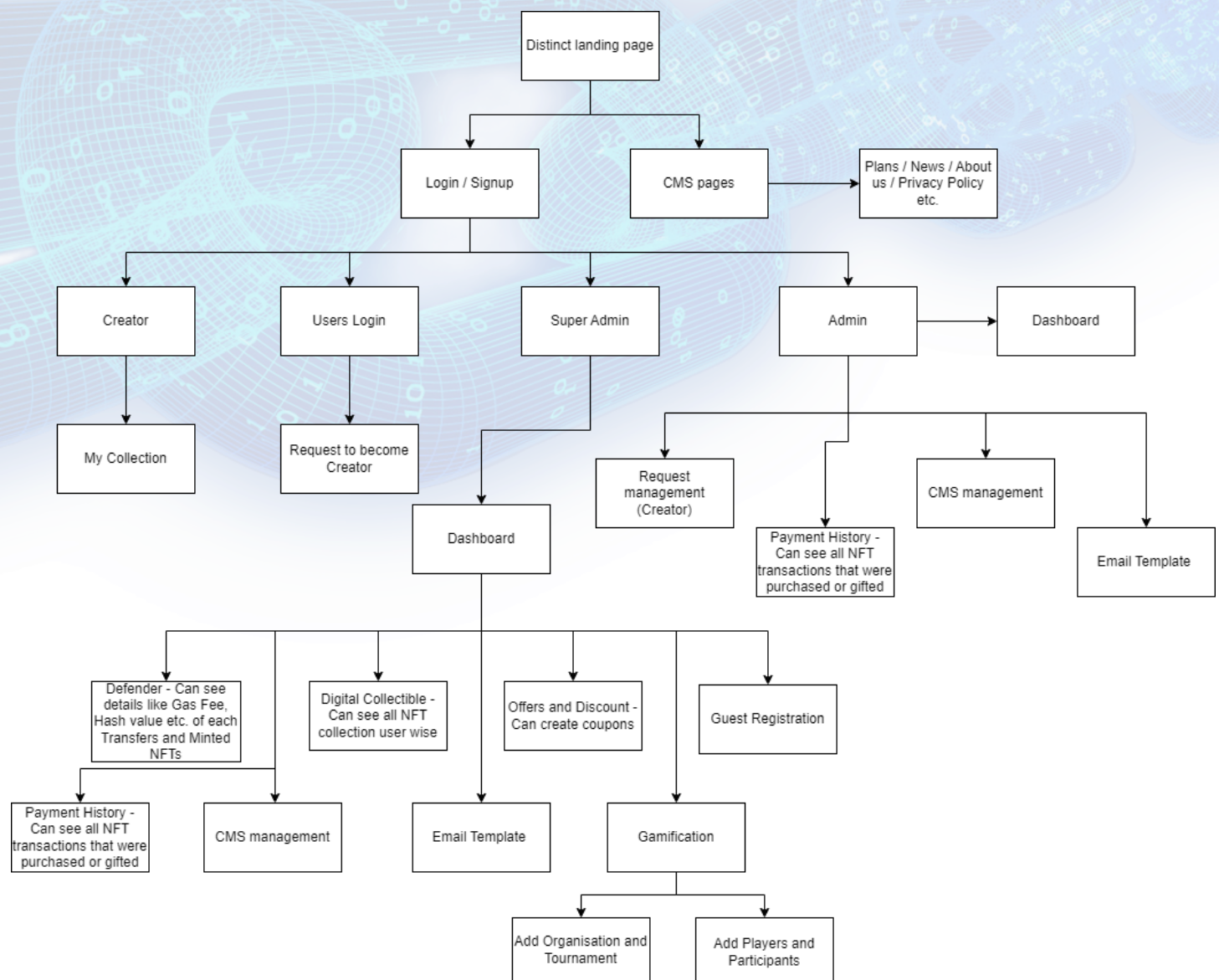
About the application

DISTINCT is an audio-centric digital collectible platform that provides content owners, consumers, and original creators with a new technology marketplace to distribute and own audio assets in form of Digital collectible using the power of blockchain technology.

Platform have functionality of login and signup using email and password or Google Authentication. Dashboard for Super admin and Admin to manage users. Marketplace for Creators to sell their digital collectibles and users to buy those digital collectibles.

Transferring of Digital collectible to crypto wallet from platform. Sending Notifications to users for different events.

Below is the high level flowchart of our application:



Let's discuss the top functionalities offered!

Landing page

Gives the end user a brief idea about what the platform is like:

1. Subscription plans offered.
2. About us / News
3. Terms of Services
4. Privacy Policy
5. Light and Dark Theme
6. Login / Sign up

DISTINCT Solutions News About Us [Partner Login](#)

The most unified customer experience for your brand.

[Contact Us](#)

THE ONLY THING CONSTANT... IS CHANGE

DISTINCT *elevates and deepens* customer loyalty via turnkey customizable experiences through emerging technology.

The PROBLEM is that branded customer activations are generic, mass-produced, costly, and lack intrinsic value for consumers.

DISTINCT's SOLUTION allows fan activations to be cost-effective, perpetual, personalized, and truly commemorative.

[Learn More](#)

DISCOVER YOUR SOLUTION

TICKET
Events & Experiences
Enable your fans to create truly one-of-a-kind digital mementos of their experience at your events.

Blockchain Contesting
Engage your fans with turnkey and immutable contesting, with results that last forever.

VIP
Loyalty & Rewards
Earn customers for life via seamless and user-friendly rewards and tracking.

Global Partners

Consumer Brands **Sports Properties** **Media Companies** **Independent Creators** **Event Operators** **Community Businesses**

[Contact Us](#)

DISTINCT MEMBER OF CERTIK


Products Offerings Company About Contact Terms of Service Privacy Policy

Copyright © 2023 All rights reserved.

Super Admin / Admin - Dashboard

List of all users (Super Admin only)


User will be able to see all of users of the application and their details like role status etc.



List of all users

Role Search

S.No	User ID	Name	Country	Phone No.	Role
01	234.90.544.555.07	David Johnson	England	202-555-0166	User
02	234.90.544.555.07	David Johnson	England	202-555-0166	Admin
03	234.90.544.555.07	David Johnson	England	202-555-0166	Operator
04	234.90.544.555.07	David Johnson	England	202-555-0166	Admin
05	234.90.544.555.07	David Johnson	England	202-555-0166	Operator
06	234.90.544.555.07	David Johnson	England	202-555-0166	User
07	234.90.544.555.07	David Johnson	England	202-555-0166	Admin




Cali Jones
@calijones112

- Dashboard
- Payment History
- Digital Collectibles
- Offers & Discounts
- CMS
- Email Template


Detail page of users (Super Admin only)

Inside the detail page of the user, the super admin will be able to see login history and will also be able to grant access to become admin. However, Admin can only grant or revoke the role of a creator.




User profile

Block



Cali Jones
@calijones112

- Dashboard
- Payment History
- Digital Collectibles
- Offers & Discounts
- CMS
- Email Template
- Plan & Subscriptions
- Guest Account Creation

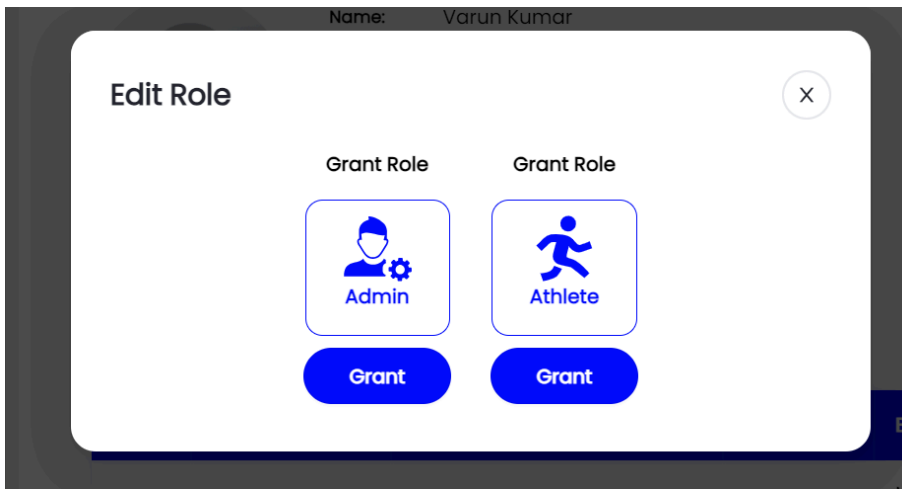


Name: Betty Parker
Users Name: @Bettyparker009
Email: BettyParker@mail.com
Role: Agent

About
Lorem Ipsum is simply dummy text of the printing and typesetting industry. Lorem Ipsum has been the industry's standard dummy text ever since the 1500s, when an unknown printer took a galley of type and scrambled it to make a type specimen book.

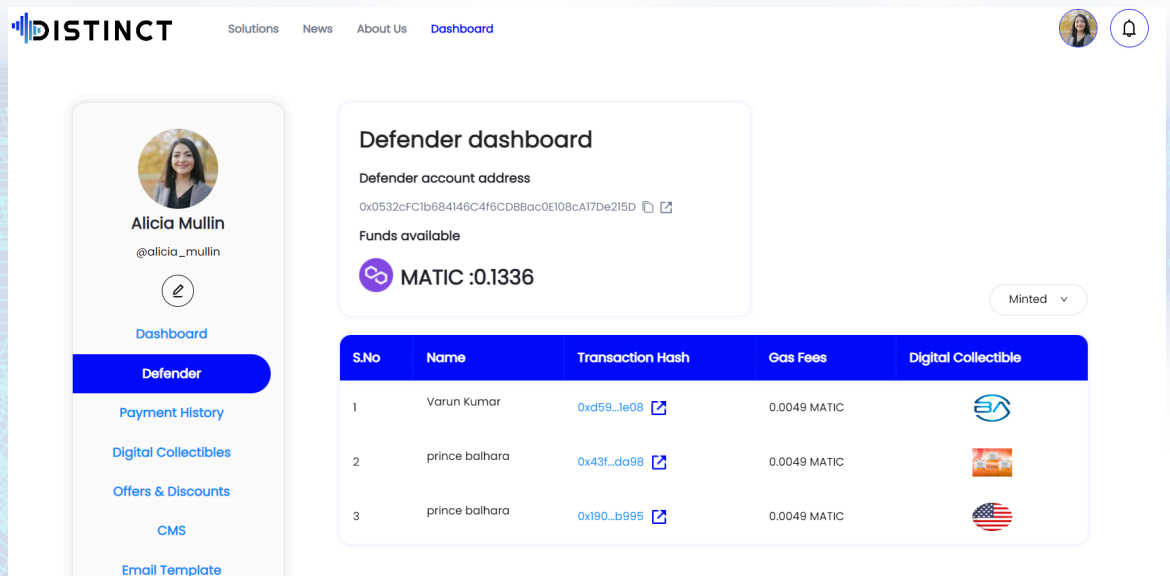
Edit Role

S.No	IP Address	Date Time	Location	Browser
01	234.90.544.555.07	19/Jul/2022 03:09 am	England London	Internet Explorer
02	234.90.544.555.07	19/Jul/2022 03:09 am	England London	Google Chrome
03	234.90.544.555.07	19/Jul/2022 03:09 am	England London	Mozilla Firefox



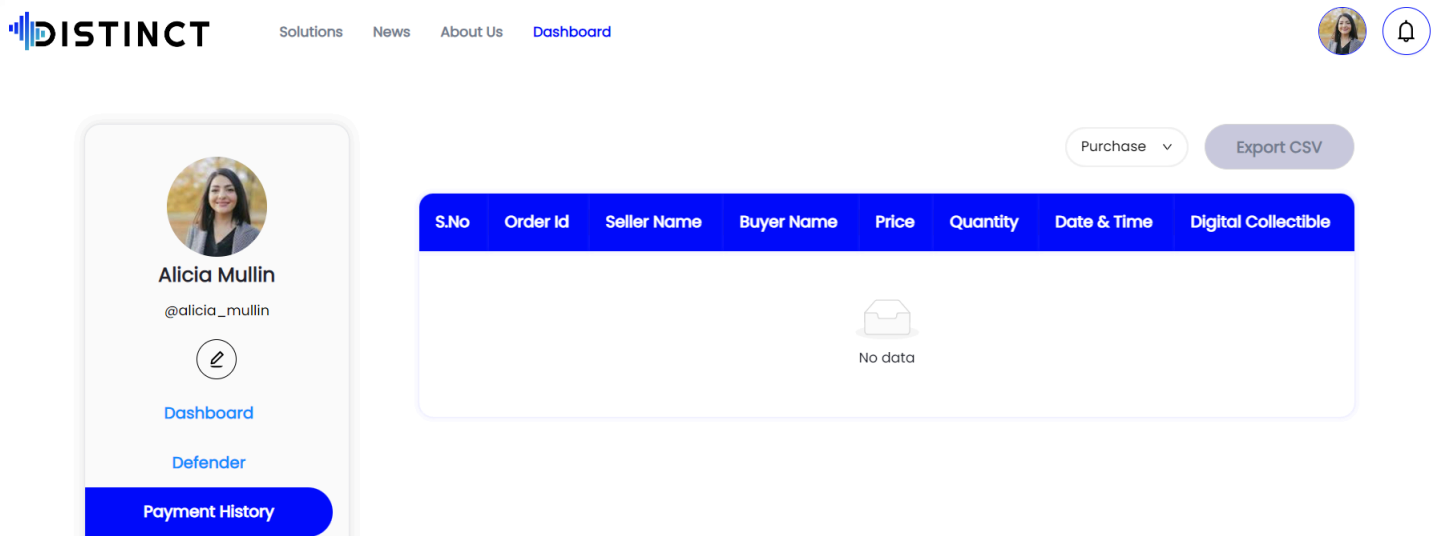
Defender (Super Admin only)

In our application we have used Defender through which NFTs can be created in the blockchain. In this panel, user will be able to see details like hash value, Gas fee etc. of the minted and transferred NFTs.




Payment History (Super Admin & Admin)

This module shows list of all transactions that have been made while transferring NFT, either by gifting or by purchasing. Also have the option to export this list.



Digital Collectibles (Super Admin only)

Shows the list of all nfts owner wise and also how many copies of NFT do they own.



Digital Collectible

Collectibles Requests

S.No	Collectible Name	Name	Total Copies	Available Copies	Token ID	Digital Collectible
01	Digital Ape	David Johnson	30	24	637	
02	Digital Ape	David Johnson	30	24	637	
03	Digital Ape	David Johnson	30	24	637	
04	Digital Ape	David Johnson	30	24	637	
05	Digital Ape	David Johnson	30	24	637	
06	Digital Ape	David Johnson	30	24	637	
07	Digital Ape	David Johnson	30	24	637	

Cali Jones
@calijones112

Dashboard

Payment History

Digital Collectibles

Offers & Discounts

CMS

Email Template

Offers and Discount (Super Admin only)

1. The user will be able to generate coupons for the users to get a discount at the time of purchasing



Offers and Discount

Generate Coupon

S.No	Coupon Code	Valid From	Valid To	Status
01	DISTTH278463	21/Oct/2021 09:00 PM	01/Nov/2021 10:00 PM	<input type="checkbox"/>
02	DISTTH278463	21/Oct/2021 09:00 PM	01/Nov/2021 10:00 PM	<input checked="" type="checkbox"/>
03	DISTTH278463	21/Oct/2021 09:00 PM	01/Nov/2021 10:00 PM	<input type="checkbox"/>

Cali Jones
@calijones112

Dashboard

Payment History

NFTs.

2. These coupons will be shared with the users off the system.
3. There are two ways of creating coupons, one is by a fixed amount and the other by giving a percentage.
 - a. In either case, the user will also have to enter the minimum cart amount, the user will only be able to use this coupon if the NFT is more than the min cart amount.
 - b. Will also have to specify the applicable range of dates.

Generate Coupon

Coupon Name:

Enter Discount: Fixed Amount Percentage

Fixed Amount: MIN CART AMOUNT:

Description:

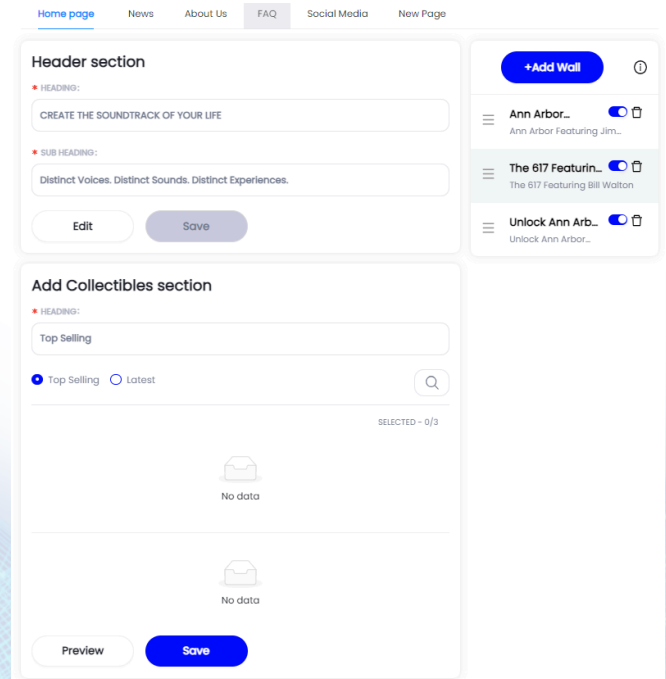
Applicable from: Applicable to:

CMS (Super Admin & Admin)

There are various CMS pages in our application that can be easily created dynamically. These include:

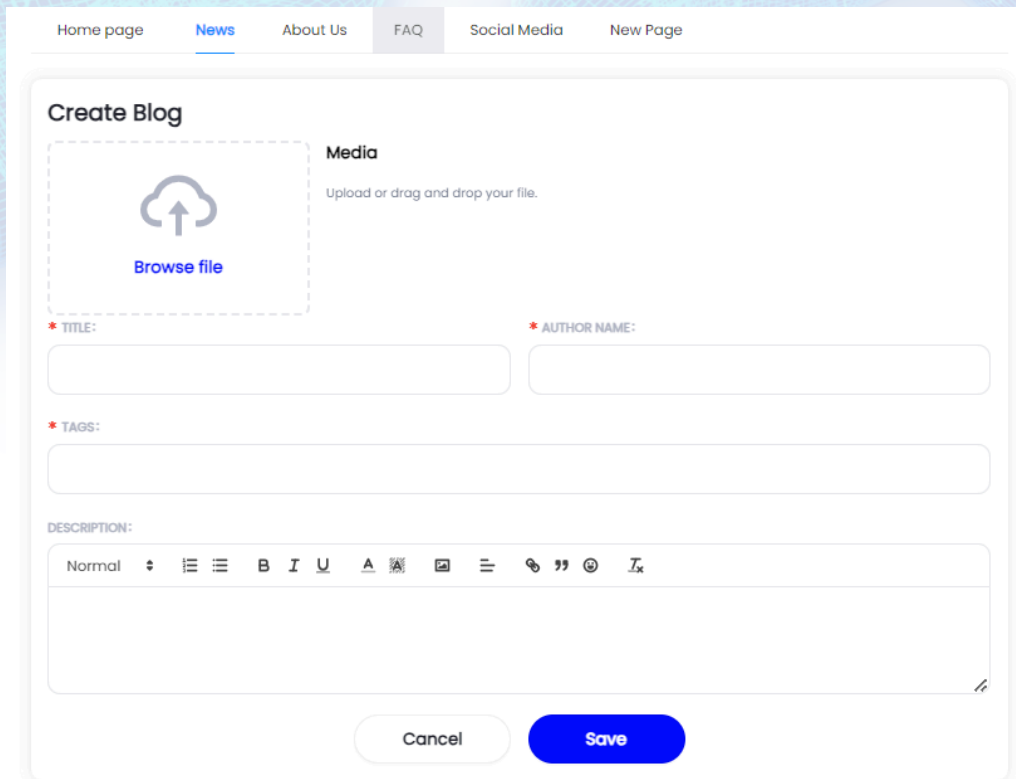
1. Home Page:

The user may enter the data of different sections of the home page like the header area, Collectible section, and Wall area. Other options include to see the preview to check out how your homepage will turn out to be.



2. News:

Admin will be able to add blogs, which will be displayed in the News tab of the website.




3. Social Media:

Ability to add social media account through which the user can be redirected to the application's official social media accounts.

Home page News About Us **FAQ** **Social Media** New Page

Social Media (i)









Browse file

JPEG, GIF, PNG
Upload or drag and drop your file.


* NAME:

* LINK:


-  **LinkedIn**
-  **Contact us**
-  **Facebook**
-  **Discord**
-  **Instagram**
-  **Twitter**

4. New Page:


Can also create a new page in the website by selecting the layout of the page and then adding details of the content.

DISTINCT Solutions News About Us **Dashboard** 

Home page News About Us **FAQ** Social Media **New Page**



Alicia Mullin
@alicia_mullin



- [Dashboard](#)
- [Defender](#)
- [Payment History](#)
- [Digital Collectibles](#)
- [Offers & Discounts](#)
- CMS**
- [Email Template](#)
- [Guest Account](#)
- [Gamification](#)
- [BoFish Triathlon](#)
- [Pepsi](#)

Navigation name (i)

Select layout

Technical details

* TITLE FOR THE PAGE (i): * END POINT (i):

METADATA (i):


SCRIPT (i):

* ACCESS ROLE:

Main navigation Sub navigation

* NAVIGATION NAME:

Create page




Browse file

Image/Video
Upload or drag and drop your file.

* HEADING:

* CONTENT:



Email Template (Super Admin & Admin)

Our application also gives this feature to create email templates. The features also include the ability to set the frequency of the email either one time or schedule for daily.

Create Template

Predefined	19
Customized	1

Trash

Compose Template

* TO:

Please select users

* TITLE:

* FREQUENCY:

One Time

* DESCRIPTION:

Normal B I U

Description must be greater than 20 characters.

Cancel Send

Guest Account (Super Admin only)

These are special users who are created by the super admin one by one or can also be uploaded via csv file. After adding new users, super admin will have to also send the email by using the feature of 'Send Mail'.

← Add Guest Upload CSV

* FIRST NAME * LAST NAME

First name Last name

DATE OF BIRTH * SELECT COUNTRY

Select date Select Country

* EMAIL

Email

BIO

Bio

PROFILE PICTURE

Browse file

Cancel Save

Gamification (Super Admin only)

Organisation

Our application offers a game of prediction, through which the participants (users) will predict the standing of the players. Finally, Super Admin will announce the result of the tournament.

In order to create a game, admin will create an organisation and then configure a tournament by defining the players etc. A subdomain will get created for the organisation players to login and participate in the tournament created. **Note** that when the user submits the prediction, a NFT will get created of the player's standing. This NFT cannot be sold or transferred to any other user, although it will be visible to the user in the collectible section.

The screenshot shows the 'Create Organization' form. On the left, a sidebar displays the 'Organization' tab with a subdomain 'Pepsi guest'. The main content area has tabs for 'Organization' and 'Tournament'. The form includes:

- UPLOAD ORGANIZATION LOGO:** A dashed box with a cloud and arrow icon and a 'Browse file' link.
- ORGANIZATION NAME:** A text input field.
- URL:** A text input field with a copy icon.
- SELECT THEME COLOUR:** A row of seven color swatches: blue, green, cyan, lime green, pink, red, and orange.
- Buttons:** 'Discard' and 'Create' (highlighted in red).

The screenshot shows the 'Create Tournament' form. The sidebar and 'Organization' tab are visible. The main content area has tabs for 'Organization' and 'Tournament', with an 'Announce Result' button in the top right. The form is titled 'Create Tournament (Organization - Pepsi guest)' and includes:

- TOURNAMENT NAME:** A text input field.
- NUMBER OF PLAYERS:** A text input field.
- START DATE:** A 'Select date' dropdown menu.
- END DATE:** A 'Select date' dropdown menu.
- LOCATION:** A text input field.
- UPLOAD TOURNAMENT LOGO:** A dashed box with a cloud and arrow icon and a 'Browse file' link.
- Buttons:** 'Discard' and 'Create' (highlighted in blue).

Players and Participants

After organisation is created, super admin will enter the players that will be appointed standings for prediction. It has the ability to upload the players through CSV file.

The super admin will create participants who will be predicting the players. After creating the participants, user will have the option to send out the credentials to play the game via email.

← Add Player Upload CSV

* FIRST NAME

* LAST NAME

DATE OF BIRTH

* SELECT COUNTRY

* EMAIL

* ORGANIZATION

* TOURNAMENTS

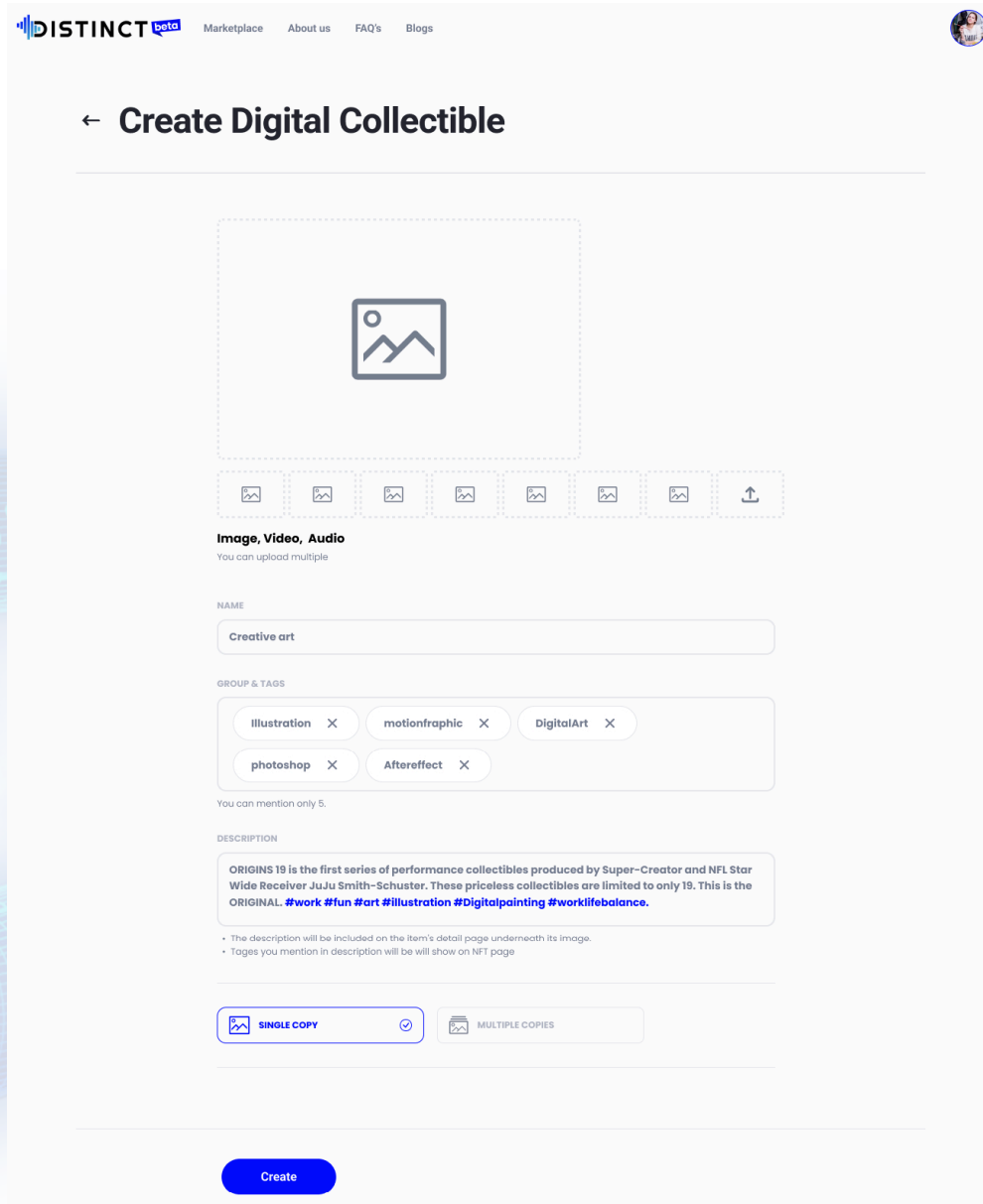
BIO

PROFILE PICTURE

User / Creator

My Collection

1. NFT Creation:
Users having the permission will be able to create an NFT via image, video, or audio clip. May also define how many copies of NFT user wants to mint.

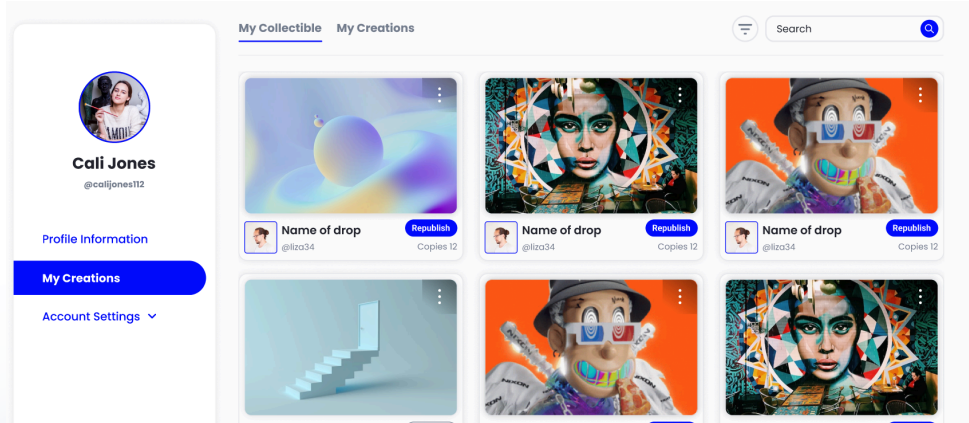


The screenshot shows the 'Create Digital Collectible' page on the DISTINCT platform. The page has a navigation bar with 'DISTINCT beta', 'Marketplace', 'About us', 'FAQ's', and 'Blogs'. A user profile picture is visible in the top right corner. The main heading is '← Create Digital Collectible'. Below this is a large dashed box for uploading an image, with a placeholder icon of a picture. Underneath the upload area is a row of icons for different media types: image, video, audio, and a share icon. The 'Image, Video, Audio' section indicates that multiple items can be uploaded. The 'NAME' field contains 'Creative art'. The 'GROUP & TAGS' section shows tags for 'Illustration', 'motiongraphic', 'DigitalArt', 'photoshop', and 'Aftereffect'. A note states 'You can mention only 5.' The 'DESCRIPTION' field contains the text: 'ORIGINS 19 is the first series of performance collectibles produced by Super-Creator and NFL Star Wide Receiver Juju Smith-Schuster. These priceless collectibles are limited to only 19. This is the ORIGINAL. #work #fun #art #illustration #Digitalpainting #worklifebalance.' Below the description are two radio buttons for 'SINGLE COPY' (selected) and 'MULTIPLE COPIES'. At the bottom of the form is a blue 'Create' button.

2. My Creation tab:
All of the created NFTs will be visible in this tab. User may also see the detail page of the NFT created.

3. My Collectibles:

This page shows all of the NFTs that the user has collected so far. These will include the created, purchased, and the NFT which is auto generated when a game is played.



My Profile

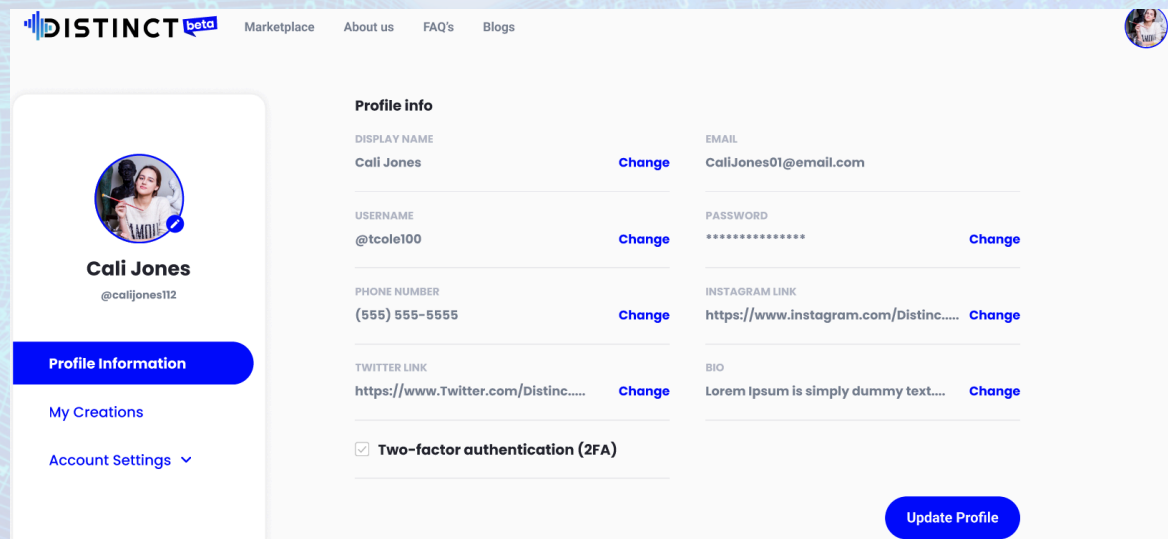
1. User will be able to manage the details of their profile like:

- Username
- Name
- Phone Bio
- links of social media platform

2. Ability to change password

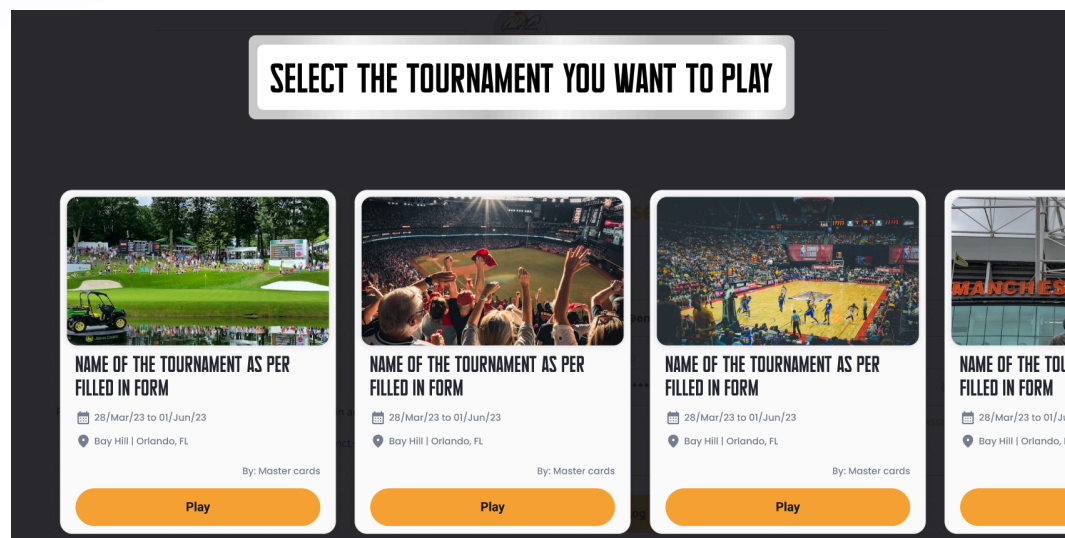
3. My Collection, will

also be able to access the my collection section from here which is subdivided into My Collectibles and My Creations.



Game Participants

1. After the tournament is created, participants will receive a message to log into a separate domain to play the game. Incase, the user is not registered then he/she will have to register before participating. Users will be participants in multiple tournaments.



- The participants will have to guess the ranking of the players who are participating in the tournament.

ARNOLD PALMER INVITATIONAL PRESENTED BY MASTERCARD
Bay Hill | Orlando, FL

2023 March 2nd To March 5th

How to play: Click the players from the right into the order you believe they will finish the 2023 Arnold Palmer Invitational. Note that the ranking refers only to these specific golfers' placement in relation to the other four golfers in this game, not to the overall tournament field. [Click here](#) for more information and complete rules.

Select Players

1st: JUSTIN ROSE
2nd: [Empty]
3rd: [Empty]
4th: [Empty]

Available Players: JUSTIN ROSE, MAX HOMA, [Player 3], [Player 4]

- Finally, the participants will be able to see the score board of the players and accordingly participants will be given ranks based on this result.

SCORE BOARD

1st: Rory McIlroy
2nd: Rory McIlroy
3rd: Rory McIlroy
4th: Rory McIlroy
5th: Rory McIlroy

TOURNAMENT NAME Match Name/No. **2023** 01/MAR | 09:00AM

	Name of person	Date time	Token ID	Score
01.	username	01/Feb/23 9:00PM	snv9ne39vnn9n49	1234
01.	Name of person	Date time	Token ID	Score

Tech stack used

We have utilized Node.js for our backend development, employing a semi-microservices approach with an msSQL database. For the frontend, we are using React.js.

Result

We successfully completed the project within the stipulated time frame and delivered value to our client with the following results:

1. Delivered NFT platform with an addition of CMS pages which gave our client the flexibility to manage existing and new pages along with auto email sending ability.
2. Delivered various features like a creators kit, this Toolkit provides users with the ability to edit their personal content, including videos, audio, and images, before minting. It functions similar to an Instagram editor, allowing for customization of content before it is published. Functionality to create discount coupons for users for particular NFT's and common coupons for all NFT's etc.
3. The client is satisfied with our development work and the timely delivery of each milestone. They have requested prompt responses, which we will endeavor to provide.
4. All of the NFTs created are not charged from the users, instead it is managed from a third party integration of Defender to process all wallet related transactions.
5. Delivered a new concept of Gamification which is more like a trophy of the players participation in the form of an NFT.

About Oodles Blockchain

Oodles Blockchain is a blockchain development company that specializes in providing custom blockchain solutions for businesses. The company offers services such as blockchain development, smart contract development, decentralized application (DApp) development, cryptocurrency development, and blockchain consulting.

As a blockchain development company, Oodles Blockchain works with various blockchain platforms and technologies, including but not limited to Ethereum, Hyperledger, Corda, Stellar, and EOS. They cater to clients from diverse industries, including finance, healthcare, supply chain, logistics, and more.

Oodles Blockchain focuses on leveraging the potential of blockchain technology to help businesses streamline operations, enhance security, improve transparency, and facilitate efficient transactions. Their team of experienced blockchain developers, architects, and consultants work closely with clients to understand their specific requirements and deliver tailored solutions.

Address:

India Office: Unit- 117- 120 First Floor, Welldone
Tech Park, Sector 48, Sohna road, Gurugram, 122018.

US Office: 30N, Gloud St STR E, Sheridan, Wyoming
(USA) - 82801

Singapore Office: 10 Anson Road, #13-09, International
Plaza Singapore 079903.